



Republic of the Philippines
DEPARTMENT OF LABOR AND EMPLOYMENT
Regional Office No.2
Regional Government Center
Carig Sur, Tuguegarao City, Cagayan
Email: imsd_services@yahoo.com Tele Fax: (078) 304 5085
Hotline #: 0917-808-2819



MEMORANDUM

No. _____
Series of 2022

FOR : **ASEC. WARREN M. MICLAT**
Financial and Management Service

DATE : **2 September 2022**

SUBJECT : **Financial Accountability Report no. 4 and Monthly Cash Utilization Report as of August 31, 2022.**

We are pleased to submit the Financial Accountability Report no. 4 and Monthly Cash Utilization Report as of August 31, 2022.


For reference and information.


JOEL M. GONZALES
Regional Director



Technical Services and Support Division Tel#: (078) 844-0133
Internal Management Services Division Tel#: (078) 375-0605
Isabela Field Office Tel#: 0927-016-5277
Cagayan – Batanes Field Office Tel#: (078) 846-8573

Quirino Filed Office Tel#: 0995-042-0336
Nueva Vizcaya Field Office Tel#: (078) 392-0081
Basco Satellite Office Tel#: 09198932273



BOUNTIFUL CAGAYAN VALLEY REGION

DEPARTMENT OF LABOR AND EMPLOYMENT
REGIONAL OFFICE NO. II
MONTHLY CASH UTILIZATION REPORT
As of August 31, 2022

ANNEX A

PERIOD COVERED	NCA Received	NTA Received	Total Cash Receipts	Total Cash Disbursements	Unutilized NCA/NTA	% of Utilization
	A	B	C = A+B	D	E = C-D	F = D/C
January	6,975,000.00	5,710,044.00	12,685,044.00	5,238,745.52	7,446,298.48	41.30%
February	6,975,000.00	116,928,498.00	123,903,498.00	67,546,201.83	56,357,296.17	54.52%
March	100,651,896.00	(10,105,477.64)	90,546,418.36	154,350,013.01	(63,803,594.65)	170.47%
April	9,718,000.00	311,482,043.93	321,200,043.93	37,489,253.22	283,710,790.71	11.67%
May	9,718,000.00	300,458,110.42	310,176,110.42	173,793,510.83	136,382,599.59	56.03%
June	9,717,000.00	115,458,223.05	125,175,223.05	545,268,613.35	(420,093,390.30)	435.60%
July	6,600,000.00	183,521,958.14	190,121,958.14	26,649,523.51	163,472,434.63	14.02%
August	6,599,000.00	4,534,732.75	11,133,732.75	47,379,733.48	(36,246,000.73)	425.55%
TOTAL	156,953,896.00	1,027,988,132.65	1,184,942,028.65	1,057,715,594.75	127,226,433.90	89.26%

AS OF AUGUST 31, 2022

ANNEX B

PERIOD COVERED	NCA Received	NTA Received	Total Cash Receipts	Disbursements	Unutilized NCA/NTA	% of Utilization
	A	B	C = A+B	D	E = C-D	F = D/C
As of January 31	6,975,000.00	5,710,044.00	12,685,044.00	5,238,745.52	7,446,298.48	41.30%
As of February 28	13,950,000.00	122,638,542.00	136,588,542.00	72,784,947.35	63,803,594.65	53.29%
As of March 31	114,601,896.00	112,533,064.36	227,134,960.36	227,134,960.36	-	100.00%
As of April 30	124,319,896.00	424,015,108.29	548,335,004.29	264,624,213.58	283,710,790.71	48.26%
AS OF May 31, 2022	134,037,896.00	724,473,218.71	858,511,114.71	438,417,724.41	420,093,390.30	51.07%
AS OF June 30, 2022	143,754,896.00	839,931,441.76	983,686,337.76	983,686,337.76	-	100.00%
As of July 31, 2022	150,354,896.00	1,023,453,399.90	1,173,808,295.90	1,010,335,861.27	163,472,434.63	86.07%
As of August 31, 2022	156,953,896.00	1,027,988,132.65	1,184,942,028.65	1,057,715,594.75	127,226,433.90	89.26%
As of August 31, 2022	156,953,896.00	1,027,988,132.65	1,184,942,028.65	1,057,715,594.75	127,226,433.90	89.26%

Prepared by:


ROSEMEYLN M. WERNES
Administrative Assistant IV


Certified Correct:


GSHELIA F. CAPALUNGAN
Accountant III

Recommending Approval:


REGINALD B. ESTIOCO
OIC II (SA) Chief

Noted by:


JOEL M. GONZALES
Regional Director

MONTHLY REPORT OF DISBURSEMENTS
For the Month of August 31, 2022

Department: Department of Labor and Employment (DOLE)
Agency/ Enti: Office of the Secretary
Operating Unit: Regional Office - II
Organization: 15 001 0300002
Fund Cluster: O1 Regular Agency Fund


PARTICULARS	CURRENT					CONT AP					CONT						TRUST LIABILITIES				GRAND TOTAL					Remarks	
	PS	MOOE	In. Ex	CO	TOTAL	PS	MOOE	In. Ex	CO	Sub-Total	PS	MOOE	In. Ex	CO	Sub-Total	TOTAL	SUB-TOTAL	PS	MOOE	CO	TOTAL	PS	MOOE	Fin. Exp	CO		TOTAL
1.00	2.00	3.00	4.00	5.00	6=(2+3+4+5)	7.00	8.00	9.00	10.00	11=(7+8+9+10)	12.00	13.00	####	####	12+13+14+15	17=(11+16)	18=(6+17)	####	20.00	21.00	19+20	23.00	24.00	####	26.00	27=(23+24+25+26)	
August	-	-	-	-	-	-	-	-	-	-	-	-	-	-	-	-	-	-	-	-	-	-	-	-	-	-	28.00
NCA	0.00	0.00	0.00	0.00	0.00	-	-	-	-	-	-	-	-	-	-	-	-	-	-	-	-	-	-	-	-	-	-
RCI	242,662.88	97,985.27	0.00	0.00	340,648.15	0.00	0.00	0.00	0.00	0.00	0.00	3,428,762.94	0.00	0.00	3,428,762.94	3,428,762.94	3,769,411.09	-	-	-	-	242,662.88	3,526,748.21	0.00	0.00	3,769,411.09	
RADAI	3,386,808.39	408,908.00	0.00	0.00	3,795,716.39	18,592.67	0.00	0.00	0.00	18,592.67	0.00	519,919.30	0.00	0.00	519,919.30	538,511.97	4,334,228.36	-	-	-	-	3,405,401.06	928,827.30	0.00	0.00	4,334,228.36	
NTA	0.00	0.00	0.00	0.00	0.00	0.00	0.00	0.00	0.00	0.00	0.00	0.00	0.00	0.00	0.00	0.00	0.00	-	-	-	-	0.00	0.00	0.00	0.00	0.00	0.00
RCI	0.00	13,729,112.86	0.00	0.00	13,729,112.86	0.00	0.00	0.00	0.00	0.00	0.00	171,282.61	0.00	0.00	171,282.61	171,282.61	13,900,395.47	-	-	-	-	0.00	13,900,395.47	0.00	0.00	13,900,395.47	
RADAI	0.00	20,531,157.86	0.00	0.00	20,531,157.86	0.00	954,868.82	0.00	0.00	954,868.82	0.00	3,889,671.88	0.00	0.00	3,889,671.88	4,844,540.70	25,375,698.56	-	-	-	-	0.00	25,375,698.56	0.00	0.00	25,375,698.56	
Working Fund (NCA issued to BTr)	0.00	0.00	0.00	0.00	0.00	0.00	0.00	0.00	0.00	0.00	0.00	0.00	0.00	0.00	0.00	0.00	0.00	-	-	-	-	0.00	0.00	0.00	0.00	0.00	0.00
Tax Remittance Advice Issued (TRA)	392,402.84	251,147.65	0.00	0.00	643,550.49	0.00	54,049.18	0.00	0.00	54,049.18	0.00	80,105.79	0.00	0.00	80,105.79	134,154.97	777,705.46	-	-	-	-	392,402.84	385,302.52	0.00	0.00	777,705.46	
Cash Disbursement Ceiling (CDC)	0.00	0.00	0.00	0.00	0.00	0.00	0.00	0.00	0.00	0.00	0.00	0.00	0.00	0.00	0.00	0.00	0.00	-	-	-	-	0.00	0.00	0.00	0.00	0.00	0.00
Non-Cash Availment Authority (NCAA)	0.00	0.00	0.00	0.00	0.00	0.00	0.00	0.00	0.00	0.00	0.00	0.00	0.00	0.00	0.00	0.00	0.00	-	-	-	-	0.00	0.00	0.00	0.00	0.00	0.00
Others (CDT, BTr Docs Stamp, etc.)	0.00	0.00	0.00	0.00	0.00	0.00	0.00	0.00	0.00	0.00	0.00	0.00	0.00	0.00	0.00	0.00	0.00	-	-	-	-	0.00	0.00	0.00	0.00	0.00	0.00
	4,021,874.11	35,018,311.64	0.00	0.00	39,040,185.75	0.00	1,008,918.00	0.00	0.00	1,027,510.67	0.00	8,089,742.52	0.00	0.00	8,089,742.52	9,117,253.19	48,157,438.94	-	-	-	-	4,040,466.78	44,116,972.16	0.00	0.00	48,157,438.94	

SUMMARY:

	Previous Month	This Month (August)	As of Date
Total Disbursement Authorities Received	1,178,584,672.52	11,911,438.11	1,190,496,110.73
NCA	150,354,896.00	6,599,000.00	156,953,896.00
Working Fund	-	-	-
TRA	4,776,376.62	777,705.46	5,554,082.08
CDC	-	-	-
NTA	1,023,453,399.90	4,534,732.75	1,027,988,132.65
Others (CDT, BTr Docs Stamp, etc.)	-	-	-
Add/Less: Adjustments (e.g. cancelled/stated check)	-	-	-
Less: Notice of Transfer Allocations (NTA)* issued	-	-	-
Total Disbursements Authorities Available	1,178,584,672.52	11,911,438.11	1,190,496,110.73
Less: Lapsed NCA	-	-	-
Disbursements *	1,015,112,237.89	48,157,438.94	1,063,269,676.83
Balance of Disbursements Authorities as of to date	163,472,434.63	(36,246,000.73)	127,226,433.90

	Previous Report	This month (June)	As of Date
Total Disbursements Program	1,178,584,672.52	125,840,944.01	1,304,425,616.53
Less: * Actual Disbursements	1,015,112,237.89	48,157,438.94	1,063,269,676.83
(Over)/Under spending	163,472,434.63	77,683,505.07	241,155,939.70

Prepared by: 
ROSEMARY M. VIERNES
Administrative Assistant IV
Date: September 2, 2022

Certified by: 
SHRELIA F. CAPALUNGAN
Accountant II
Date: September 2, 2022

Recommending Approval: 
REGINALD A. ESTIO
OIC, MIS CHIEF
Date: September 2, 2022

Approved by: 
JOEL M. GONZALES
Regional Director
Date: September 2, 2022