



Republic of the Philippines
DEPARTMENT OF LABOR AND EMPLOYMENT
Regional Office No.2
Regional Government Center
Carig Sur, Tuguegarao City, Cagayan
Email: imsd_services@yahoo.com Tele Fax: (078) 304 5085
Hotline #: 0917-808-2819



MEMORANDUM
No. _____
Series of 2022

FOR : DIR. WARREN M. MICALAT
Financial and Management Service

DATE : 2 November 2022

SUBJECT : Financial Accountability Report no. 4 and Monthly Cash Utilization Report as of October 31, 2022.

We are pleased to submit the Financial Accountability Report no. 4 and Monthly Cash Utilization Report as of October 31, 2022.

For reference and information.



JOEL M. GONZALES
Regional Director



**DEPARTMENT OF LABOR AND EMPLOYMENT
REGIONAL OFFICE NO. II
MONTHLY CASH UTILIZATION REPORT
As of OCTOBER 31, 2022**

ANNEX A

PERIOD COVERED	NCA Received	NTA Received	Total Cash Receipts	Total Cash Disbursements	Unutilized NCA/NTA	% of Utilization
	A	B	C = A+B	D	E = C-D	F = D/C
January	6,975,000.00	5,710,044.00	12,685,044.00	5,238,745.52	7,446,298.48	41.30%
February	6,975,000.00	116,928,498.00	123,903,498.00	67,546,201.83	56,357,296.17	54.52%
March	100,651,896.00	(10,105,477.64)	90,546,418.36	154,350,013.01	(63,803,594.65)	170.47%
April	9,718,000.00	311,482,043.93	321,200,043.93	37,489,253.22	283,710,790.71	11.67%
May	9,718,000.00	300,458,110.42	310,176,110.42	173,793,510.83	136,382,599.59	56.03%
June	9,717,000.00	115,458,223.05	125,175,223.05	545,268,613.35	(420,093,390.30)	435.60%
July	6,600,000.00	183,521,958.14	190,121,958.14	26,649,523.51	163,472,434.63	14.02%
August	6,599,000.00	4,534,732.75	11,133,732.75	47,379,733.48	(36,246,000.73)	425.55%
September	6,598,000.00	133,644,157.17	140,242,157.17	267,468,591.07	(127,226,433.90)	190.72%
October	8,561,000.00	236,812,442.35	245,373,442.35	19,303,816.26	226,069,626.09	7.87%
TOTAL	172,112,896.00	1,398,444,732.17	1,570,557,628.17	1,344,488,002.08	226,069,626.09	85.61%


AS OF OCTOBER 31, 2022

ANNEX B

PERIOD COVERED	NCA Received	NTA Received	Total Cash Receipts	Total Cash	Unutilized NCA/NTA	% of Utilization
	A	B	C = A+B	D	E = C-D	F = D/C
As of January 31	6,975,000.00	5,710,044.00	12,685,044.00	5,238,745.52	7,446,298.48	41.30%
As of February 28	13,950,000.00	122,638,542.00	136,588,542.00	72,784,947.35	63,803,594.65	53.29%
As of March 31	114,601,896.00	112,533,064.36	227,134,960.36	227,134,960.36	0.00	100.00%
As of April 30	124,319,896.00	424,015,108.29	548,335,004.29	264,624,213.58	283,710,790.71	48.26%
AS OF May 31, 2022	134,037,896.00	724,473,218.71	858,511,114.71	438,417,724.41	420,093,390.30	51.07%
AS OF June 30, 2022	143,754,896.00	839,931,441.76	983,686,337.76	983,686,337.76	-	100.00%
As of July 31, 2022	150,354,896.00	1,023,453,399.90	1,173,808,295.90	1,010,335,861.27	163,472,434.63	86.07%

As of August 31, 2022	156,953,896.00	1,027,988,132.65	1,184,942,028.65	1,057,715,594.75	127,226,433.90	89.26%
As of September 30	163,551,896.00	1,161,632,289.82	1,325,184,185.82	1,325,184,185.82	-	100.00%
As of OCTOBER 30, 2022	172,112,896.00	1,398,444,732.17	1,570,557,628.17	1,344,488,002.08	226,069,626.09	85.61%


Prepared by:


ROSEMELYN M. VIERNES
 Administrative Assistant IV


Certified Correct:


GSHELIA F. CAPALUNGAN
 Accountant III

Recommending Approval:


REGINA D. ESTIOCO
 IMSD, Chief

Noted by:


JOEL M. GONZALES
 Regional Director


MONTHLY REPORT OF DISBURSEMENTS
 For the Month of October 31, 2022


Department: Department of Labor and Employment (DOLE)
 Agency/Entire Office of the Secretary
 Operating Unit/Regional Office - II
 Organization 16 001 0300002
 Fund Cluster: 01 Regular Agency Fund

PARTICULARS	CURRENT					CONTRAP					CONT					TRUST LIABILITIES				GRAND TOTAL				REMARKS				
	PS	MOOE	In. Ex	CO	TOTAL	PS	MOOE	In. Ex	CO	Sub-Total	PS	MOOE	In. Ex	CO	Sub-Total	TOTAL	PS	MOOE	CO	TOTAL	PS	MOOE	Fin. Exp		CO	TOTAL		
1.00	2.00	3.00	4.00	5.00	6=(2+3+4+5)	7.00	8.00	9.00	10.00	11=(7+8+9+10)	12.00	13.00	14.00	15.00	16=(12+13+14+15)	17=(11+16)	18=(6+17)	19=18	20.00	21.00	22=19+20	23.00	24.00	25=23+24	26.00	27=(23+24+25+26)		
October	-	-	-	-	-	-	-	-	-	-	-	-	-	-	-	-	-	-	-	-	-	-	-	-	-	-	28.00	
NCA	0.00	0.00	0.00	0.00	0.00	-	-	-	-	-	-	-	-	-	-	-	-	-	-	-	-	-	-	-	-	-	-	
RCI	263,815.31	127,658.27	0.00	0.00	391,473.58	0.00	0.00	0.00	0.00	0.00	0.00	0.00	0.00	0.00	0.00	0.00	0.00	0.00	0.00	0.00	0.00	0.00	0.00	0.00	0.00	0.00	0.00	
RADA1	7,094,680.50	809,230.13	0.00	0.00	7,843,910.63	939.24	0.00	0.00	0.00	939.24	0.00	0.00	0.00	0.00	939.24	12,711.07	0.00	0.00	0.00	0.00	0.00	0.00	0.00	0.00	0.00	0.00	0.00	0.00
NTA	0.00	0.00	0.00	0.00	0.00	0.00	0.00	0.00	0.00	0.00	0.00	0.00	0.00	0.00	0.00	0.00	0.00	0.00	0.00	0.00	0.00	0.00	0.00	0.00	0.00	0.00	0.00	0.00
RCI	0.00	1,631,905.41	0.00	0.00	1,631,905.41	0.00	0.00	0.00	0.00	0.00	0.00	0.00	0.00	0.00	0.00	0.00	0.00	0.00	0.00	0.00	0.00	0.00	0.00	0.00	0.00	0.00	0.00	0.00
RADA1	0.00	9,173,725.81	0.00	41,642.85	9,215,368.66	0.00	36,400.00	0.00	0.00	36,400.00	0.00	4,200.00	0.00	0.00	4,200.00	36,600.00	0.00	0.00	0.00	0.00	0.00	0.00	0.00	0.00	0.00	0.00	0.00	0.00
Working Fund (NCA Issue)	0.00	0.00	0.00	0.00	0.00	0.00	0.00	0.00	0.00	0.00	0.00	0.00	0.00	0.00	0.00	0.00	0.00	0.00	0.00	0.00	0.00	0.00	0.00	0.00	0.00	0.00	0.00	0.00
Tax Remittance Advances	0.00	106,053.32	0.00	2,357.15	108,410.47	0.00	0.00	0.00	0.00	0.00	0.00	0.00	0.00	0.00	0.00	0.00	0.00	0.00	0.00	0.00	0.00	0.00	0.00	0.00	0.00	0.00	0.00	0.00
Cash Disbursement Colls	0.00	0.00	0.00	0.00	0.00	0.00	0.00	0.00	0.00	0.00	0.00	0.00	0.00	0.00	0.00	0.00	0.00	0.00	0.00	0.00	0.00	0.00	0.00	0.00	0.00	0.00	0.00	0.00
Non-Cash Advancement Aut	0.00	0.00	0.00	0.00	0.00	0.00	0.00	0.00	0.00	0.00	0.00	0.00	0.00	0.00	0.00	0.00	0.00	0.00	0.00	0.00	0.00	0.00	0.00	0.00	0.00	0.00	0.00	0.00
Others (CDT, Bfr Docs Str)	0.00	0.00	0.00	0.00	0.00	0.00	0.00	0.00	0.00	0.00	0.00	0.00	0.00	0.00	0.00	0.00	0.00	0.00	0.00	0.00	0.00	0.00	0.00	0.00	0.00	0.00	0.00	0.00
SUMMARY:	7,299,496.81	11,848,572.92	0.00	44,000.00	19,191,068.73	0.00	36,400.00	0.00	0.00	35,339.26	0.00	187,423.41	0.00	0.00	187,423.41	222,762.66	18,433,831.38	-	-	-	-	7,299,496.81	12,070,396.83	0.00	44,000.00	19,413,831.38		

	Previous Month	This Month (October)	As of Date
Total Disbursement Authorities Received	1,331,701,774.14	245,483,457.47	1,577,185,231.61
NCA	163,551,896.00	8,561,000.00	172,112,896.00
Working Fund	-	-	-
TRA	6,517,588.32	110,015.12	6,627,603.44
CDG	-	-	-
NIA	1,161,632,289.82	236,812,442.55	1,398,444,732.37
Others (CDT, Bfr Docs Stamp, etc.)	-	-	-
Add/less: Adjustments (e.g. cancelled/started)	-	-	-
Less: Notice of Transfer Absences (NTA)* issued	-	-	-
Total Disbursements Authorities Available	1,331,701,774.14	245,483,457.47	1,577,185,231.61
Less: Expended NCA	-	-	-
Disbursements *	1,331,701,774.14	19,413,831.38	1,351,115,605.52
Balance of Disbursements Authorities as of the date	-	226,069,626.09	226,069,626.09

	Previous Report	This month (October)	As of Date
Total Disbursements Program	1,331,701,774.14	245,483,457.47	1,577,185,231.61
Less: * Actual Disbursements	1,331,701,774.14	19,413,831.38	1,351,115,605.52
(Over)/Under spending	0.00	226,069,626.09	226,069,626.09

Prepared by:

 ROSEMARY M. VIERNES
 Administrative Assistant IV
 Date: November 2, 2022

Certified by:

 GSHELIA F. CAPALUNGAN
 Accountant III
 Date: November 2, 2022

REGINA DELA SINDICO
 MS. CHIEF
 Date: November 2, 2022

JOSE M. GONZALES
 Regional Director
 Date: November 2, 2022