

**QUARTERLY PHYSICAL REPORT OF OPERATIONS**  
As of 2022 March 31  
1st Quarter


Department: **Department of Labor and Employment (DOLE)**  
Agency: **REGION II**  
Operating Unit:  
Organization Code (UACS): **160010300002**


Particulars	UACS CODE	Physical Targets					Physical Accomplishments					Variance	Remarks
		1st Quarter	2nd Quarter	3rd Quarter	4th Quarter	Total	1st Quarter	2nd Quarter	3rd Quarter	4th Quarter	Total		
1	2	3	4	5	6	7= (3+4+5+6)	8	9	10	11	12= (8+9+10+11)	13	14
<b>EMPLOYMENT FACILITATION PROGRAM</b>													
<b>OUTCOME INDICATORS</b>													
1. <u>0-1%</u> increase in SPES beneficiaries graduated from Senior High School, Tech-Voc and College Courses (2019 baseline)- <u>1,060</u>		0	0	424	636	1060	0						On-going
2. <u>80%</u> Placement rate of qualified jobseekers		80%	80%	80%	80%	80%	92%						On-going
3. <u>60%</u> Placement rate of youth assisted under JobStart Philippines		60%	60%	60%	60%	60%	0%						On-going
<b>OUTPUT INDICATORS</b>													
1. Number of youth-beneficiaries assisted													
<i>SPES: Number of youth-beneficiaries under SPES</i>	10100100002000	0	1,521	1,986	723	4,230	64				64		2022 Target: 4,230 > Quarterly Target Distribution: 0-36-47-17% scheme.
<i>JOBSTART: Number of youth-assisted (LST enrollees)</i>		0	0	90	0	90	0				0		2022 Target: 90 beneficiaries under GAA Fund
2. Number of qualified jobseekers referred for placement (PES)	10100100003000	10,175	12,225	8,625	6,475	37,500	15,309				15,309		2022 Target: 37,500 > Quarterly Target Distribution: 27-33-23-17% scheme.
3. Number of individuals reached by labor market information (LMI)		23,900	39,600	21,500	15,000	100,000	45,489				45,489		2022 Target: 100,000 > Quarterly Target Distribution: 24-40-21-15% scheme.
4. Number of LGUs trained/re-oriented on NSRP	10100200001000	0	0	3	2	5	0				0		On-going
<b>ENTERPRISE PRODUCTIVITY IMPROVEMENT (PRODUCTIVITY TOOLBOX)</b>													
785 MSMEs provided with training/orientation services		300	385	100		785	353				353		
> <u>625</u> MSMEs provided with orientation		200	350	75		625	242				242		
> <u>160</u> MSMEs provided with training services		50	85	25		160	111				111		
65 MSMEs provided with technical assistance on designing/ formulation of productivity/ performance-based incentives scheme			40	25		65	1				1		
* <u>6</u> of MSMEs assisted documented their productivity-based incentives scheme			2	2	2	6	0				0		
<b>EMPLOYMENT PRESERVATION AND REGULATION PROGRAM</b>													
<b>OUTCOME INDICATORS</b>													
1. <u>70%</u> Compliance Rate (per DTI-DOLE Interim Guidelines subsequent Supplement Guidelines issued by DOLE, DTI, DOH)		70%	70%	70%	70%	70%	49%						
2. <u>70%</u> settlement rate (SEnA)		70%	70%	70%	70%	70%	90%						
3. Enforcement rates of decisions/orders on:													
* <u>90%</u> - Certification election		90%	90%	90%	90%	90%	0%						
* <u>50%</u> - Labor standards cases		50%	50%	50%	50%	50%	60%						
<b>OUTPUT INDICATORS</b>													
1. Number of establishments inspected (Labor Inspection)	20100100005000	468	1,332	1,440	360	3,600	651				651		2022 Target: 3,600 number of establishment to be inspected * Quarterly Target Distribution: 13-37-40-10% scheme.
2. Number of beneficiaries / workers served													
<i>LEES: Number of workers, employers and students reached by enhanced labor and employment education assistance/services</i>	20100100006000	5,836	5,981	2,413	1,985	16,215	10,214				10,214		2022 Target: 16,215 based on the approved GAA * Quarterly Target Distribution: 36-37-15-12% scheme.
<i>WOPP: Number of union members /officers trained</i>	20100100004000	0	50	50	0	100	0				0		


Particulars	UACS CODE	Physical Targets					Physical Accomplishments					Variance	Remarks
		1st Quarter	2nd Quarter	3rd Quarter	4th Quarter	Total	1st Quarter	2nd Quarter	3rd Quarter	4th Quarter	Total		
WOOP: Number of individuals provided with scholarship grants													
- New		2	0	0	0	2	2				2		2022 Target: 15 (2 -new, 15 on-going)
- Ongoing		15	0	0	0	15	15				15		
<b>OUTCOME INDICATORS</b>													
1. Percentage of livelihood projects still operational after two (2) years of grant		5%	5%	5%	5%	5%	0%						On-going
<b>OUTPUT INDICATORS</b>													
1. Number of beneficiaries provided with livelihood assistance													
DILP	30100100003000	62	289	0	0	351	417				417		2022 Target: 351 * Quarterly Target Distribution: 18-82-0-0% scheme.
2. Number of beneficiaries served													
TUPAD / GIP													
TUPAD		Variable	Variable	Variable	Variable	Variable	26,796				26,796		2022 Target: Interfund Transfer (IFT)
GIP		Variable	Variable	Variable	Variable	Variable	1,647				1,647		2022 Target: Interfund Transfer (IFT)
3. K TO 12- DOLE - Adjustment Measures Program													
100% of displaced teaching and non-teaching personnel with request assisted within the process cycle time (PCT) (3 days upon receipt of complete documents) (beneficiaries served)		N/A	N/A	N/A	N/A	N/A	N/A						On-going
<b>WELFARE SERVICES</b>													
1. (Actual) number of workers of establishments habitually employing more than 200 workers inspected by DOLE-Labor Inspectors assisted in setting up Family Welfare Committees (FWCs) (beneficiaries served)		Variable	Variable	Variable	Variable	Variable	0						On-going
2. (Actual) number of workers in establishments with FWP enhanced or strengthened (beneficiaries served)		Variable	Variable	Variable	Variable	Variable	0						On-going
3. Child Labor Prevention and Elimination Program (CLPEP)	30100100004000												
2,900 child laborers profiled		0	974	2,145	1,188	4,307	0						2022 Target: 4,307 * Quarterly Target Distribution: 0-27-59-14% scheme.
100% number of child laborer profiled		100%	100%	100%	100%	100%	0%						On-going
4. Two-Tiered Wage System													
Tier 1													
Wage Order issued in accordance with RA 6727 (as necessary)		Variable	Variable	Variable	Variable	Variable							
> 98.4% / 41.43% of minimum wage rates above 2015/2018 poverty thresholds but not exceeding the average wage levels		95%	95%	95%	95%	95%							On-going
98% of application for exemption resolved within 45 days upon receipt		98%	98%	98%	98%	98%							On-going
Tier 2													
Wage Advisory issued in accordance with RA 6727 (as necessary)		N/A	N/A	N/A	N/A	N/A							Not Applicable
12,000 Clients reached thru advocacy services		3,000	3,000	3,000	3,000	12,000	23,621				23,621		

\*GIP proposal was transferred to Workers Protection and Welfare Program

Prepared By:  
  
 ROCEL B. JALLORINA  
 Planning Officer III

In Coordination with:  
  
 GRACE O. POOK  
 Budget Officer

Reviewed By:  
  
 GERALDINE M. LABAYANI  
 Chief, TSSD

Approved By:  
  
 JOSE M. GONZALES  
 Regional Director