

PHYSICAL REPORT OF OPERATIONS
As of June 30, 2021

Department: LABOR AND EMPLOYMENT


Agency: Office of the Secretary

Operating Unit: Regional Office No. 02

Organizational Code (UACS):


Program/Sub-Program/ Performance Indicator Description (1)	UACS CODE (2)	Physical Targets					Physical Accomplishments					
		1st Quarter	2nd Quarter	3rd Quarter	4th Quarter	TOTAL	1st Quarter	2nd Quarter	3rd Quarter	4th Quarter	TOTAL	
		(3)	(4)	(5)	(6)	(7)	(8)	(9)	(10)	(11)	(12)	
OO1: Employability of workers and competitiveness of MSMEs enhanced												
OUTCOME INDICATORS												
Placement rate of qualified jobseekers		80%	80%	80%	80%	80%	91%	93%				93%
Placement rate of youth assisted under JobStart Philippines		60%	60%	60%	60%	60%	NT	NT				0%
Percentage increase of SPES beneficiaries completed Tech-Voc or college		0-1%	0-1%	0-1%	0-1%	0-1%	NT	NT				0%
OUTPUT INDICATORS												
Number of youth-beneficiaries assisted												1,819
<i>SPES : Number of youth-beneficiaries under SPES</i>		400	1,576	1715	100	3,791	200	1,619				5,867
<i>GIP : Number of youth-beneficiaries under GIP</i>		Actual	Actual	Actual	Actual	Actual	2,460	3,407				29,515
Number of qualified jobseekers referred for placement (PES)		6,800	10,300	8,600	4,300	30,000	17,403	12,112				27,534
Number of qualified jobseekers placed (PES)		5,440	8,240	6,880	3,440	24,000	15,853	11,681				27,534
Number of individuals reached by labor market information (LMI)		19,375	29,937	26,988	18,700	95,000	42,160	82,814				124,974
OO2: Protection of workers' rights and maintenance of industrial peace ensured												
OUTCOME INDICATORS												
Compliance rate of establishments inspected (GLS)		70%	70%	70%	70%	70%	43.46%	83.86%				83.86%
Compliance rate of establishments monitored (DOLE-DTI monitoring)		70%	70%	70%	70%	70%	90.86%	83.24%				83.24%
Settlement rate (SEnA)		70%	70%	70%	70%	70%	61%	64.38%				64.38%
Enforcement rates of decisions/orders on certification election		70%	70%	70%	70%	70%	NT	NT				
Enforcement rates of decisions/orders on labor standards cases		50%	50%	50%	50%	50%	4.96%	36.51%				36.51%
OUTPUT INDICATORS												
Number of establishments covered (LLCS)						3,600	549	3,246				3,795
Number of beneficiaries / workers served												
<i>LEES: number of workers, employers and students reached by enhanced labor and employment education assistance/services</i>		1,491	2,387	1,937	1,504	7,319	1,804	5,420				7,224


Program/Sub-Program/ Performance Indicator Description	UACS CODE	Physical Targets					Physical Accomplishments				
		1st Quarter	2nd Quarter	3rd Quarter	4th Quarter	TOTAL	1st Quarter	2nd Quarter	3rd Quarter	4th Quarter	TOTAL
		(3)	(4)	(5)	(6)	(7)	(8)	(9)	(10)	(11)	(12)
(1)	(2)	(3)	(4)	(5)	(6)	(7)	(8)	(9)	(10)	(11)	(12)
<i>WODP: union members /officers trained</i>						100	-	45			45
<i>WODP: individuals provided with scholarship grants</i>						17	16	17			17
<i>individuals provided with scholarship grants (NEW)</i>						1	-	1			1
<i>individuals provided with scholarship grants (ONGOING)</i>						16	16	16			16
Disposition rate of cases handled, including requests for assistance											
<i>SpeED</i>		100%	100%	100%	100%	100%	15%	46.81%			46.81%
<i>SEnA</i>		100%	100%	100%	100%	100%	66%	96.25%			96.25%
003: Social protection for vulnerable workers strengthened											
OUTCOME INDICATORS											
Percentage of livelihood projects still operational after two (2) years of grant						5%	-	-			-
OUTPUT INDICATORS											
Number of beneficiaries provided with livelihood assistance											
<i>DILEEP-Kabuhayan</i>		0	306	45	0	351	478	447			925
Number of beneficiaries / workers served											
<i>TUPAD(Current Regular and Current SPF)</i>		9,914	69,378	69,380	49,556	198,228	18,208	45,767			63,975
<i>FWP</i>						Actual	-	-			-
<i>Social Amelioration Program (Maternity)</i>		Actual	Actual	Actual	Actual	Actual	3	1			4
<i>Social Amelioration Program (Death)</i>		Actual	Actual	Actual	Actual	Actual	1	-			1
<i>CLPEP</i>											
<i>Profiled child laborers</i>		117	3,079	3,579	891	7,666	-	1,448			1,448
<i>Referred for services</i>		100%	100%	100%	100%	100%	-	88.40%			88.40%
								(1280 referred/ 1448 profiled)			

Prepared by:

WINNIE JOY C. TALAMAYAN
 Statistician II

Certified Correct -

ROCIALYN B. JALLORINA
 Planning Officer III

Noted by:

GRACE A. POMAR
 DIC- Asst. Regional Director

Approved by:

JOEL M. GONZALES, CESE
 Regional Director