


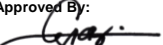


INDICATORS	ACTUAL PERFORMANCE												CUMULATIVE	
	JAN	FEB	MAR	APR	MAY	JUN	JULY	AUG	SEP	OCT	NOV	DEC		
<div style="display: flex; justify-content: space-between; align-items: center;"> <div style="width: 20%;"> <p>DOLE-BWC-SpeED-02 RO 02 (SPEEDY AND EFFICIENT DELIVERY OF LABOR JUSTICE - PROJECT SPEED)</p> </div> <div style="width: 40%; text-align: center;">  <p>Republic of the Philippines DEPARTMENT OF LABOR AND EMPLOYMENT</p> <p>Monthly Summary Report of Labor Standards Case Disposition</p> </div> <div style="width: 20%; text-align: right;"> <p>FOR THE MONTH OF SEPTEMBER</p> </div> </div>														
<b>LABOR STANDARDS (LS) CASES</b>														
1.1 CASES CARRIED OVER FROM THE LAST PERIOD	0	15	100	223	220	220	214	210	183					0
1.2 TOTAL CASES NEWLY FILED	15	85	126	0	0	0	0	0	123					349
1.2.1 Routine Inspection	1	42	111	0	0	0	0	0	100					254
1.2.2 Complaint Inspection	14	42	15	0	0	0	0	0	23					94
1.2.3 Occupational Safety and Health Investigation	0	1	0	0	0	0	0	0	0					1
1.3 TOTAL CASES HANDLED	15	100	226	223	220	220	214	210	306	0	0	0		349
1.4 TOTAL CASES DISPOSED	0	0	3	3	0	6	4	27	0					43
1.4.1 Amicable Settlement/ C s	0	0	3	3	0	6	4	19	0					35
1.4.1.1 Amount of monetary awards (Php)	-	0	-	-	-	-	-	149,036.43	-					149,036.43
1.4.1.2 Workers benefited	0	0	0	0	0	0	0	51						51
1.4.2 Compliance Order Issued/ Decided on the Merits	0	0	0	0	0	0	0	8	0					8
1.4.2.1 Decided in favor of labor-issued	0	0	0	0	0	0	0	8	0					8
1.4.2.2 Decided in favor of management	0	0	0	0	0	0	0	0	0					0
1.4.2.3 Amount of monetary awards (Php)	-	0	-	30,712.65	-	-	1,107,244.67	142,503.00	-					1,280,460.32
1.4.2.4 Workers benefited	0	0	0	18		0	53	15	0					86
1.4.3 Cases referred	0	0	0	0	0	0	0	0	0					0
1.4.3.1 NLRC	0	0	0	0	0	0	0	0	0					0
1.4.3.2 Voluntary Arbitration	0	0	0	0	0	0	0	0	0					0
1.4.3.3 Others	0	0	0	0	0	0	0	0	0					0
1.5 Disposed during the period	0	0	3	3	0	6	4	27	0					43
1.5.1 No. of cases disposed within the prescribed period (70 days from the lapse/termination of correction period)	0	0	3	3	0	6	1	24						37
1.5.2 No. of cases disposed beyond the prescribed period (70 days from the lapse/termination of correction period)	0	0	0	0	0	0	3	3						6
1.6 Benefits from disposed cases														
1.6.1 Total amount of monetary benefits (Php)	-	-	-	30,712.65	-	-	1107244.67	291,539.43						1,429,496.75
1.6.2 Total number of workers benefited	-	-	-	18	0	-	53	66						137
1.7 TOTAL CASES PENDING	15	100	223	220	220	214	210	183	306					210
1.8 Ageing of pending cases	15	100	126	220	220	214	210	183	306					210
1.8.1 Number of cases 70 days or less	15	100	126	175	175	171	170	146	269					146
1.8.2 Number of cases beyond 70 days	0	0	0	45	45	43	40	37	37					37
1.9 WRIT OF EXECUTION														
1.9.1 Issued	0	3	0	0	0	0	0	0	0					3
1.9.2 Served	0	0	0	0	0	0	0	0	0					0
1.9.2.1 Amount restituted (Php)														0
1.9.2.2 Workers benefited														0
<b>DISPOSITION RATE</b>	0%	0%	1%	1%	0%	3%	2%	13%	0%	#DIV/0!	#DIV/0!	#DIV/0!	#DIV/0!	12%
Prepared by:  KATHLEEN L. MAGUINOD AA III	Certified Correct by:  ENGR. JOSEPH B. SALES OIC-TSSD, Chief		Approved By:  ATTY. EVELYN R. RAMOS Regional Director											
Date: 9/30/20	Date: 9/30/20		Date: 9/30/20											