

MONTHLY REPORT OF DISBURSEMENTS
For the Month of February 28, 2022


Department: Department of Labor and Employment (DOLE)
Agency/ Entity: Office of the Secretary
Operating Unit: Regional Office - II
Organization Code: 16 001 0300002
Fund Cluster: 01 Regular Agency Fund


| PARTICULARS | CURRENT | | | | | CONT AP | | | | | CONT | | | | | TRUST LIABILITIES | | | | GRAND TOTAL | | | | Remark | | | | |
|-------------------------------------|--------------|---------------|----------|----------|---------------|------------|---------------|----------|-------|---------------|-------|---------------|----------|-------|------------------|-------------------|---------------|------|-------|-------------|-------|--------------|---------------|--------|----------|------------------|-------|-------|
| | PS | MOOE | Fin. Exp | CO | TOTAL | PS | MOOE | Fin. Exp | CO | Sub-Total | PS | MOOE | Fin. Exp | CO | Sub-Total | TOTAL | SUB-TOTAL | PS | MOOE | CO | TOTAL | PS | MOOE | | Fin. Exp | CO | TOTAL | |
| 1.00 | 2.00 | 3.00 | 4.00 | 5.00 | 6=(2+3+4+5) | 7.00 | 8.00 | 9.00 | 10.00 | 11=(7+8+9+10) | 12.00 | 13.00 | 14.00 | 15.00 | 16=(12+13+14+15) | 17=(11+16) | 18=(6+17) | #### | 20.00 | 21.00 | 19+20 | 23.00 | 24.00 | #### | 26.00 | 27=(23+24+25+26) | | |
| February | - | - | - | - | - | - | - | - | - | - | - | - | - | - | - | - | - | - | - | - | - | - | - | - | - | - | - | 28.00 |
| NCA | - | - | 0.00 | 0.00 | - | - | - | - | - | - | - | - | - | - | - | - | - | - | - | - | - | - | - | - | - | - | - | - |
| RCI | 277,631.36 | 371,368.13 | 0.00 | 0.00 | 648,999.49 | 0.00 | 0.00 | 0.00 | 0.00 | 0.00 | 0.00 | 0.00 | 0.00 | 0.00 | 0.00 | 0.00 | 648,999.49 | - | - | - | - | 277,631.36 | 371,368.13 | - | - | 648,999.49 | - | |
| RADAI | 3,744,554.53 | 1,346,458.93 | 0.00 | 0.00 | 5,091,013.46 | 0.00 | 0.00 | 0.00 | 0.00 | 0.00 | 0.00 | 0.00 | 0.00 | 0.00 | 0.00 | 0.00 | 5,091,013.46 | - | - | - | - | 3,744,554.53 | 1,346,458.93 | - | - | 5,091,013.46 | - | |
| NTA | - | - | 0.00 | 0.00 | - | - | - | - | - | - | - | - | - | - | - | - | - | - | - | - | - | - | - | - | - | - | - | - |
| RCI | 0.00 | 11,226,238.09 | 0.00 | 0.00 | 11,226,238.09 | 0.00 | 1,041,268.01 | 0.00 | 0.00 | 1,041,268.01 | 0.00 | 4,505,894.01 | 0.00 | 0.00 | 4,505,894.01 | 5,547,162.02 | 16,773,400.11 | - | - | - | - | 0.00 | 16,773,400.11 | - | - | 16,773,400.11 | - | |
| RADAI | 0.00 | 24,516,475.97 | 0.00 | 7,500.00 | 24,523,975.97 | 320,061.87 | 13,706,266.99 | 0.00 | 0.00 | 14,026,328.86 | 0.00 | 6,482,483.94 | 0.00 | 0.00 | 6,482,483.94 | 20,508,812.80 | 45,032,788.77 | - | - | - | - | 320,061.87 | 44,705,226.90 | 0.00 | 7,500.00 | 45,032,788.77 | - | |
| Working Fund (NCA issued to BTr) | - | - | 0.00 | 0.00 | - | - | - | - | - | - | - | - | - | - | - | 0.00 | 0.00 | - | - | - | - | - | - | - | - | - | - | - |
| Tax Remittance Advices Issued (TRA) | 352,367.50 | 36,313.27 | 0.00 | 0.00 | 388,680.77 | 0.00 | 86,247.48 | 0.00 | 0.00 | 86,247.48 | 0.00 | 112,486.57 | 0.00 | 0.00 | 112,486.57 | 198,734.05 | 587,414.82 | - | - | - | - | 352,367.50 | 235,047.32 | - | - | 587,414.82 | - | |
| Cash Disbursement Ceiling (CDC) | 0.00 | 0.00 | 0.00 | 0.00 | 0.00 | - | - | - | - | - | - | - | - | - | - | 0.00 | 0.00 | - | - | - | - | - | - | - | - | - | - | - |
| Non-Cash Availment Authority (NCAA) | 0.00 | 0.00 | 0.00 | 0.00 | 0.00 | - | - | - | - | - | - | - | - | - | - | 0.00 | 0.00 | - | - | - | - | - | - | - | - | - | - | - |
| Others (CDT, BTr Docs Stamp, etc.) | 0.00 | 0.00 | 0.00 | 0.00 | 0.00 | - | - | - | - | - | - | - | - | - | - | 0.00 | 0.00 | - | - | - | - | - | - | - | - | - | - | - |
| | 4,374,553.39 | 37,496,854.39 | 0.00 | 7,500.00 | 41,878,907.78 | 320,061.87 | 14,833,782.48 | 0.00 | 0.00 | 15,153,844.35 | 0.00 | 11,100,864.52 | 0.00 | 0.00 | 11,100,864.52 | 26,254,708.87 | 68,133,616.65 | - | - | - | - | 4,694,615.26 | 63,431,501.39 | 0.00 | 7,500.00 | 68,133,616.65 | - | |


SUMMARY:

| | Previous Month | This Month (February) | As of Date |
|--|----------------|-----------------------|----------------|
| Total Disbursement Authorities Received | 13,051,982.17 | 124,490,912.82 | 137,542,894.99 |
| NCA | 6,975,000.00 | 6,975,000.00 | 13,950,000.00 |
| Working Fund | - | - | - |
| TRA | 366,938.17 | 587,414.82 | 954,352.99 |
| CDC | - | - | - |
| NTA | 5,710,044.00 | 116,928,498.00 | 122,638,542.00 |
| Others (CDT, BTr Docs Stamp, etc.) | - | - | - |
| Add/Less: Adjustments (e.g. cancelled/stated checks) | - | - | - |
| Less: Notice of Transfer Allocations (NTA)* Issued | - | - | - |
| Total Disbursements Authorities Available | 13,051,982.17 | 124,490,912.82 | 137,542,894.99 |
| Less: Lapsed NCA Disbursements * | 5,605,683.69 | 68,133,616.65 | 73,739,300.34 |
| Balance of Disbursements Authorities as of to date | 7,446,298.48 | 56,357,296.17 | 63,803,594.65 |

| | Previous Report | This month (November) | As of Date |
|------------------------------|-----------------|------------------------|----------------|
| Total Disbursements Program | 13,051,982.17 | 124,490,912.82 | 137,542,894.99 |
| Less: * Actual Disbursements | 5,605,683.69 | 68,133,616.65 | 73,739,300.34 |
| (Over)/Under spending | 7,446,298.48 | 56,357,296.17 | 63,803,594.65 |


GSHEHIA F. CAPALUNGAN
OIC, Accountant III
Date: March 4, 2022

Recommending Approval

REGINA D. ESTIAGO
MSD, Chief
Date: March 4, 2022

Approved By:

JOEL M. GONZALES CESE
Regional Director
Date: March 4, 2022