

MONTHLY REPORT OF DISBURSEMENTS  
For the Month of February 28, 2021


Department: Department of Labor and Employment (DOLE)  
Agency/ Entity: Office of the Secretary  
Operating Unit: Regional Office - II  
Organization Code: 16 001 0300002  
Fund Cluster: 01 Regular Agency Fund


PARTICULARS	CURRENT YEAR BUDGET				PRIOR YEAR'S BUDGET								TRUST LIABILITIES				GRAND TOTAL				Remark		
	PS	MOOE	CO	TOTAL	PS	MOOE	CO	Sub-Total	PS	MOOE	Sub-Total	TOTAL	SUB-TOTAL	PS	MOOE	CO	DT	PS	MOOE	Fin. Exp		CO	TOTAL
	2	3	5	6=(2+3+4+5)	7	8	10	11=(7+8+9+10)	12	13	16=(12+13+14+15)	17=(11+16)	18=(6+17)	19	20	21	22	23	24	25		26	27=(23+24+25+26)
February	-	-	-	-	-	-	-	-	-	-	-	-	-	-	-	-	-	-	-	-	-	-	-
Notice of Cash Allocation (NCA)																							
MDS Checks Issued	780,727.31	3,318,279.73	-	4,099,007.04	-	-	-	-	529,973.01	-	529,973.01	529,973.01	4,628,980.05					1,310,700.32	3,318,279.73	-	-	4,628,980.05	
Advice to Debit Account	1,766,487.47	1,649,895.67	-	3,416,383.14	-	-	-	-	-	-	-	-	3,416,383.14					1,766,487.47	1,649,895.67	-	-	3,416,383.14	
Notice of Transfer Allocation (NTA)																							
MDS Checks Issued	-	61,995.50	-	61,995.50	7,293.08	325,846.05	-	333,139.13	-	66,020.56	66,020.56	399,159.69	461,155.19					7,293.08	453,862.11	-	-	461,155.19	
Advice to Debit Account	-	5,272,746.17	-	5,272,746.17	639,709.18	6,128,086.14	23,083.39	6,790,878.71	171,000.00	3,908,075.50	4,079,075.50	10,869,954.21	16,142,700.38					810,709.18	15,308,907.81	-	23,083.39	16,142,700.38	
Working Fund (NCA issued to BTR)																							
Tax Remittance Advices Issued (TRA)	370,199.70	29,455.23	-	399,654.93	-	21,998.87	1,306.61	23,305.48	-	36,057.52	36,057.52	59,363.00	459,017.93					370,199.70	87,511.62	-	1,306.61	459,017.93	
Cash Disbursement Ceiling (CDC)	-	-	-	-	-	-	-	-	-	-	-	-	-					-	-	-	-	-	
Non-Cash Availment Authority (NCAA)	-	-	-	-	-	-	-	-	-	-	-	-	-					-	-	-	-	-	
Others (CDT, BTR Docs Stamp, etc.)	-	-	-	-	-	-	-	-	-	-	-	-	-					-	-	-	-	-	
	2,917,414.48	10,332,372.30	-	13,249,786.78	647,002.26	6,475,931.06	24,390.00	7,147,323.32	700,973.01	4,010,153.58	4,711,126.59	11,858,449.91	25,108,236.69					4,265,389.75	20,818,456.94	-	24,390.00	25,108,236.69	


SUMMARY:

	Previous Month	This Month (February) As of Date	
Total Disbursement Authorities Received	36,382,358.19	46,116,549.89	562,953,070.90
NCA	4,264,000.00	4,264,000.00	8,528,000.00
Working Fund			0.00
TRA	316,979.01	459,017.93	775,996.94
CDC			0.00
NTA	31,801,379.18	41,393,531.96	73,194,911.14
Others (CDT, BTR Docs Stamp, etc.)			-
Add/Less: Adjustments (e.g. cancelled/stated checks)			-
Less: Notice of Transfer Allocations (NTA)* issued			-
Total Disbursements Authorities Available	36,382,358.19	46,116,549.89	82,498,908.08
Less: Lapsed NCA			-
Disbursements *	3,517,381.05	25,108,236.69	28,625,617.74
Balance of Disbursements Authorities as of to date	32,864,977.14	21,008,313.20	53,873,290.34

	Previous Report	This month (February)	As of Date
Total Disbursements Program	36,382,358.19	46,116,549.89	82,498,908.08
Less: * Actual Disbursements	3,517,381.05	25,108,236.69	28,625,617.74
(Over)/Under spending	32,864,977.14	21,008,313.20	53,873,290.34

Prepared by:  
  
GSHELIA F. CAPALUNGAN  
Accountant II  
Date: March 05, 2021

  
REGINALD B. ESTIO  
OIC- IMSD, Chief  
Date: March 05, 2021

Approved By:  
  
JOEL M. GONZALES CESE  
Head of Agency  
Date: March 05, 2021