

MONTHLY REPORT OF DISBURSEMENTS
For the Month of May 31, 2021


Department: Department of Labor and Employment (DOLE)
 Agency/ Entity: Office of the Secretary
 Operating Unit: Regional Office - II
 Organization Code: 16 001 030002
 Fund Cluster: 01 Regular Agency Fund


PARTICULARS	CURRENT YEAR BUDGET				PRIOR YEARS BUDGET					CURRENT YEAR'S ACCOUNTS PAYABLE					TRUST LIABILITIES				GRAND TOTAL				Remarks						
	PS	MDOE	CO	TOTAL	PS	MDOE	Fin. Exp	CO	Sub-Total	PS	MDOE	Fin. Exp	CO	Sub-Total	TOTAL	SUB-TOTAL	PS	MDOE	CO	TOTAL	PS	MDOE		in. Exp	CO	TOTAL			
May	2.00	3.00	5.00	8,124,344.88	7.00	8.00	3.00	10.00	11,124,344.88	12.00	13.00	14.00	15.00	16,124,344.88	17,124,344.88	18,124,344.88	19.00	20.00	21.00	22,124,344.88	23.00	24.00	25.00	26.00	27,124,344.88	28,124,344.88	29,124,344.88	30,124,344.88	
NCA																													
RCI																													
RADAI																													
NTA																													
RCI	1,324,974.29	4,681,553.89	1,025.72	6,014,553.89										122,033.72	122,033.72	6,136,587.61					1,324,974.29	4,803,587.60		8,025.72		6,136,587.61			
RADAI	2,661,463.66	33,118,236.43	14,376.24	35,794,076.33										6,191,194.89	6,191,194.89	41,985,271.22					2,661,463.66	39,309,431.32		14,376.24		41,985,271.22			
Working Fund (NCA Issued to																													
Tax Remittance Advices Issued	359,296.54	148,155.63	1,258.04	508,718.19										16,630.22	16,630.22	525,348.41					359,296.54	164,783.83		1,268.04		525,348.41			
Cash Disbursement Ceiling (C																													
Non-Cash Availment Authoriz																													
Others (COT, BTR Docs Stamp	4,345,734.49	37,947,943.92	21,670.00	42,317,348.41										6,329,858.83	6,329,858.83	48,647,207.24					4,345,734.49	44,277,802.75	#	23,670.00		48,647,207.24			


SUMMARY:

	Previous Month	This Month (May)	As of Date
Total Disbursement Authorities Received	655,946,858.49	2,902,321.80	658,849,180.29
NCA	22,845,000.00	-	22,845,000.00
Working Fund	0.00	-	0.00
TRA	1,808,302.16	525,348.41	2,333,650.57
Balance of Disbursements Authorities as of to:	278,838,720.51	45,744,885.44	233,093,835.07

	Previous Report	This month (May)	As of Date
Total Disbursements Program	655,946,858.49	1,902,321.80	658,849,180.29
Less: * Actual Disbursements	377,108,137.98	48,647,207.24	425,755,345.22
(Over)/Under spending	278,838,720.51	-45,744,885.44	233,093,835.07

Prepared by:

 CARMELITA P. CAPALLUNGAN
 OIC, Accountant III
 Date: June 4, 2021

Recommending Approval:

 REGINA C. ESTIDCO
 In Charge
 Date: June 4, 2021

Approved By:

 JOEL M. GONZALES, CESE
 Regional Director
 Date: June 4, 2021