


MONTHLY REPORT OF DISBURSEMENTS  
For the Month of January 2020


Department: Department of Labor and Employment (DOLE)  
Agency/ Entity: Office of the Secretary  
Operating Unit: Regional Office - II  
Organization Cod: 16 001 030002  
Fund Cluster: 01 Regular Agency Fund


PARTICULARS	CURRENT YEAR BUDGET					PRIOR YEAR'S BUDGET										GRAND TOTAL					Remarks			
	PS	MOOE	Fin.	CO	TOTAL	PS	MOOE	Fin. Exp	CO	Sub-Total	PS	MOOE	Fin.	CO	Sub-Total	TOTAL	SUB-TOTAL	PS	MOOE	Fin. Exp		CO	TOTAL	
1	2	3	4	5	6=(2+3+4+5)	7	8	9	10	11=(7+8+9+10)	12	13	14	15	16=(12+13+14+15)	17=(11+16)	18=(6+17)	19	20	21	22	23=(19+20+21+22)	24	
<b>January</b>																								
Notice of Cash Allocation (NCA)																								
MDS Checks Issued	1,394,407.89	126,823.28			1,521,231.17		784.00			784.00						784.00	1,522,015.17	1,394,407.89	127,607.28				1,522,015.17	
Advice to Debit Account	1,794,993.30	332,533.16			2,127,526.46	70,215.82	99,912.46			170,128.28					4,688.61	4,688.61	174,816.89	2,302,343.35	1,865,209.12	437,134.23				2,302,343.35
<b>Notice of Transfer Allocation (NTA)</b>																								
MDS Checks Issued							978,560.00			978,560.00		10,738.00			10,738.00	989,298.00	989,298.00		989,298.00					989,298.00
Advice to Debit Account							274,940.94			274,940.94		60,178.76			60,178.76	335,119.70	335,119.70		335,119.70					335,119.70
Tax Remittance Advices Issued (TRA)	314,444.51	13,119.64			327,564.15		3,056.47			3,056.47		1,203.63			1,203.63	4,260.10	331,824.25	314,444.51	17,379.74					331,824.25
Cash Disbursement Ceiling (CDC)																								
Non-Cash Availment Authority (NCAA)																								
Others (CDT, BTr Docs Stamp, etc.)																								
<b>GRAND TOTAL</b>	<b>3,503,845.70</b>	<b>472,476.08</b>			<b>3,976,321.78</b>	<b>70,215.82</b>	<b>1,357,253.87</b>			<b>1,427,469.69</b>		<b>76,809.00</b>			<b>76,809.00</b>	<b>1,504,278.69</b>	<b>5,480,600.47</b>	<b>3,574,061.52</b>	<b>1,906,538.95</b>				<b>5,480,600.47</b>	
<b>February</b>																								
Notice of Cash Allocation (NCA)																								
MDS Checks Issued																								
Advice to Debit Account																								
<b>Notice of Transfer Allocation (NTA)</b>																								
MDS Checks Issued																								
Advice to Debit Account																								
Tax Remittance Advices Issued (TRA)																								
Cash Disbursement Ceiling (CDC)																								
Non-Cash Availment Authority (NCAA)																								
Others (CDT, BTr Docs Stamp, etc.)																								
<b>GRAND TOTAL</b>																								
<b>March</b>																								
Notice of Cash Allocation (NCA)																								
MDS Checks Issued																								
Advice to Debit Account																								
<b>Notice of Transfer Allocation (NTA)</b>																								
MDS Checks Issued																								
Advice to Debit Account																								
Working Fund (NCA issued to BTr)																								
Tax Remittance Advices Issued (TRA)																								
Cash Disbursement Ceiling (CDC)																								
Non-Cash Availment Authority (NCAA)																								
Others (CDT, BTr Docs Stamp, etc.)																								
<b>GRAND TOTAL</b>																								


	Previous Report (1)	This Month (JANUARY)	As of Date
Total Disbursement Authorities Received	-	33,712,824.25	33,712,824.25
NCA	-	3,981,000.00	3,981,000.00
Working Fund	-		
TRA	-	331,824.25	331,824.25
CDC	-		
NTA	-	29,400,000.00	29,400,000.00
Others (CDT, BTr Docs Stamp, etc.)	-		
Add/Less: Adjustments (e.g. cancelled/stated checks)	-		
Less: Notice of Transfer Allocations (NTA)* issued	-		
<b>Total Disbursements Authorities Available</b>	-	<b>33,712,824.25</b>	<b>33,712,824.25</b>
Less: Lapsed NCA	-		
Disbursements *	-	5,480,600.47	5,480,600.47
<b>Balance of Disbursements Authorities as of to date</b>	-	<b>28,232,223.78</b>	<b>28,232,223.78</b>

<b>Total Disburser</b>	<b>Total Disbursements Program</b>	<b>Previous Report</b>	<b>As of Date</b>
Less: * Actual (Over)/Under s	Less: * Actual Disbursements (Over)/Under spending	-	33,712,824.25
		-	5,480,600.47
		-	<b>28,232,223.78</b>

Prepared by:   
Genena P. Dumlungan  
Accountant II  
Date: February 17, 2020

Certified Correct:   
Salvador R. Martinez  
Agency Chief Accountant  
Date: February 17, 2020

Recommending Approval:   
Evelyn U. Yango  
IMSD, Chief  
Date: February 17, 2020

Approved By:   
Atty. Evelyn R. Ramos  
Head of Agency  
Date: February 17, 2020