

MONTHLY REPORT OF DISBURSEMENTS  
For the Month of April 30, 2020


Department: Department of Labor and Employment (DOLE)  
Agency/ Entity: Office of the Secretary  
Operating Unit: Regional Office - II  
Organization Code: 15 001 0300002  
Fund Cluster: 01 Regular Agency Fund


PARTICULARS	CURRENT YEAR BUDGET					PRIOR YEAR'S BUDGET					CURRENT YEAR'S ACCOUNTS PAYABLE					TOTAL	SUB-TOTAL	GRAND TOTAL					Remarks				
	PS	MOOE	Fin. Exp.	CO	TOTAL	PS	MOOE	Fin. Exp.	CO	Sub-Total	PS	MOOE	Fin. Exp.	CO	Sub-Total			PS	MOOE	Fin.	CO	TOTAL					
1	2	3	4	5	6=(2+3+4+5)	7	8	9	10	11=(7+8+9+10)	12	13	14	15	16=(12+13+14+15)	17=(11+16)	18=(6+17)	19	20	21	22	23	24	25	26	27=(23+24+25+26)	28
<b>April</b>																											
<b>Notice of Cash Allocation (NCA)</b>																											
MDS Checks Issued	1,372,003.77	910,327.61			2,282,331.38							4,556,428.34			4,556,428.34	4,556,428.34	6,838,759.72	1,372,003.77				5,466,755.95				6,838,759.72	
Advice to Debit Account	2,296,924.75	150,317.67			2,447,242.42						9,000.00	1,396,438.17			1,405,438.17	1,405,438.17	3,852,680.59	2,305,924.75				1,546,755.84				3,852,680.59	
<b>Notice of Transfer Allocation (NTA)</b>																											
MDS Checks Issued		39,921,559.77			39,921,559.77		89,114,400.00			89,114,400.00						89,114,400.00	129,035,959.77					129,035,959.77				129,035,959.77	
Advice to Debit Account		106,490,632.33			106,490,632.33												106,490,632.33					106,490,632.33				106,490,632.33	
Tax Remittance Advices Issued (TRA)	329,701.42	145,066.59			474,770.01							6,636.85			6,636.85	6,636.85	481,406.86	329,701.42				151,705.44				481,406.86	
Cash Disbursement Ceiling (CDC)																											
Non-Cash Availment Authority (NCAA)																											
Others (CDT, BTr Docs Stamp, etc.)																											
<b>1st QUARTER</b>	3,998,629.94	147,617,905.97			151,616,535.91		89,114,400.00			89,114,400.00	9,000.00	5,959,503.36			5,968,503.36	95,082,903.36	246,699,439.27	4,007,629.94				242,691,809.33				246,699,439.27	
<b>Notice of Cash Allocation (NCA)</b>	3,668,928.52	1,060,645.28			4,729,573.80						9,000.00	5,952,866.51			5,961,866.51	10,691,440.31	15,421,024.11	3,677,928.52				7,013,511.79				10,691,440.31	
<b>Notice of Transfer Allocation (NTA)</b>		146,412,192.10			146,412,192.10		89,114,400.00			89,114,400.00						235,526,592.10	381,938,764.20					235,526,592.10				235,526,592.10	
<b>Working Fund (NCA issued to BTR)</b>																											
Tax Remittance Advices Issued (TRA)	329,701.42	145,066.59			474,770.01							6,636.85			6,636.85	481,406.86	956,176.87	329,701.42				151,705.44				481,406.86	
Cash Disbursement Ceiling (CDC)																											
Non-Cash Availment Authority (NCAA)																											
Others (CDT, BTr Docs Stamp, etc.)																											
<b>GRAND TOTAL</b>	3,998,629.94	147,617,905.97			151,616,535.91		89,114,400.00			89,114,400.00	9,000.00	5,959,503.36			5,968,503.36	246,699,439.27	398,315,975.18	4,007,629.94				242,691,809.33				246,699,439.27	


**SUMMARY:**


	Previous Report (1)	This Month (April)	As of Date
Total Disbursement Authorities Received	113,963,787.27	302,347,806.86	416,311,594.13
NCA	11,963,000.00	32,292,000.00	44,255,000.00
Working Fund	-	-	-
TRA	1,177,443.34	481,406.86	1,658,850.20
CDC	-	-	-
NTA	100,795,805.93	269,574,400.00	370,370,209.93
Others (CDT, BTr Docs Stamp, etc.)	-	-	-
Add/Less: Adjustments (e.g. cancelled/stated checks)	27,534.00	-	27,534.00
Less: Notice of Transfer Allocations (NTA)* issued	-	-	-
<b>Total Disbursements Authorities Available</b>	113,963,787.27	302,347,806.86	416,311,594.13
Less: Lapsed NCA Disbursements *	113,963,787.27	246,699,439.27	360,663,226.54
<b>Balance of Disbursements Authorities as of to date:</b>	-	55,648,367.59	55,648,367.59

	Previous Report	This month (April)	As of Date
Total Disburse: Total Disbursements Program	113,963,787.27	302,347,806.86	188,384,019.59
Less: * Actual Less: * Actual Disbursements	113,963,787.27	246,699,439.27	132,735,652.00
<b>(Over)/Under: (Over)/Under spending</b>	-	55,648,367.59	55,648,367.59

Prepared by:  
  
GSHENIA F. CAVALONGAN  
Accountant II  
Date: May 12, 2020

Certified Correct:  
  
SATURNINO A. MARTINEZ  
Agency Chief Accountant  
Date: May 12, 2020

Recommending Approval  
  
EVELYN U. YANGO  
IMSD, Chief  
Date: May 12, 2020

Approved By:  
  
Atty. EVELYN R. RAMOS  
Head of Agency  
Date: May 12, 2020

DEPARTMENT OF LABOR AND EMPLOYMENT  
REGIONAL OFFICE NO. II  
MONTHLY CASH UTILIZATION REPORT  
As of April 30, 2020

ANNEX A

PERIOD COVERED	NCA Received	NTA Received	Total Cash Receipts	Total Cash Disbursements	Unutilized NCA/NTA	% of Utilization
	A	B	C = A+B	D	E = C-D	F = D/C
January	3,981,000.00	29,400,000.00	33,381,000.00	5,148,776.22	28,232,223.78	15.42%
February	3,984,000.00		3,984,000.00	11,011,265.03	(7,027,265.03)	276.39%
March	3,998,000.00	71,395,809.93	75,393,809.93	96,598,768.68	(21,204,958.75)	128.13%
April	32,292,000.00	269,574,400.00	301,866,400.00	246,218,032.41	55,648,367.59	81.57%
<b>TOTAL</b>	<b>44,255,000.00</b>	<b>370,370,209.93</b>	<b>414,625,209.93</b>	<b>358,976,842.34</b>	<b>55,648,367.59</b>	<b>86.58%</b>

As of April 30, 2020

ANNEX B

PERIOD COVERED	NCA Received	NTA Received	Total Cash Receipts	Total Cash Disbursements	Unutilized NCA/NTA	% of Utilization
	A	B	C = A+B	D	E = C-D	F = D/C
As of January 31	3,981,000.00	29,400,000.00	33,381,000.00	5,148,776.22	28,232,223.78	15.42%
As of February 28	7,965,000.00	29,400,000.00	37,365,000.00	16,160,041.25	21,204,958.75	43.25%
As of March 30	11,963,000.00	100,795,809.93	112,758,809.93	112,758,809.93	-	100.00%
As of April 30	<b>44,255,000.00</b>	<b>370,370,209.93</b>	<b>414,625,209.93</b>	<b>358,976,842.34</b>	<b>55,648,367.59</b>	<b>86.58%</b>

Prepared by:

~~GSHELIA CAPALUNGAN~~  
Accountant II  
Date: May 12, 2020

Certified by:

SATURNINO A. MARTINEZ  
Accountant III  
Date: May 12, 2020

Noted by:

EVELYN U. YANGO  
OIC- IMSD, Chief  
Date: May 12, 2020

Atty. EVELYN R. RAMOS  
Regional Director  
Date: May 12, 2020