

SUMMARY OF APPROPRIATIONS, ALLOTMENTS, OBLIGATIONS, DISBURSEMENTS, AND BALANCES BY OBJECT OF EXPENDITURES
As of September 30, 2016

Department : Labor and Employment
Agency : Office of the Secretary
Operating Unit : Region
Organization Code (UACS) : 16-001-00-00
Funding Source Code (as clustered) : 10101

Table with 3 rows and 2 columns: Current Year Appropriations (X), Supplemental Appropriations, Continuing Appropriations

Main data table with columns: Particulars, UACS CODE, Appropriations, Allotments, Current Year Obligations, Current Year Disbursements, Balances (Unreleased, Unobligated, Unpaid). Includes sub-sections like Personnel Services, Maintenance & Other Operating Expenses, and Professional Services.




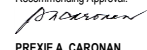
SUMMARY OF APPROPRIATIONS, ALLOTMENTS, OBLIGATIONS, DISBURSEMENTS, AND BALANCES BY OBJECT OF EXPENDITURES  
As of September 30, 2016


Department : Labor and Employment  
Agency : Office of the Secretary  
Operating Unit : Region  
Organization Code (UACS) : 16-001-00-000  
Funding Source Code (as clustered) : 101101


X	Current Year Appropriations
	Supplemental Appropriations
	Continuing Appropriations

Particulars	UACS CODE	Appropriations			Allotments			Current Year Obligations					Current Year Disbursements					Balances																			
		Authorized Appropriation	Adjustments	Adjusted Appropriations	Allotments Received	Adjustments	Transfer To	Transfer From	Adjusted Total Allotments	1st Quarter Ending March 31	2nd Quarter Ending June 30	3rd Quarter	3rd Quarter Ending Sept 30	Total	1st Quarter Ending March 31	2nd Quarter Ending June 30	3rd Quarter	3rd Quarter Ending Sept 30	Total	Unreleased Appropriations	Unobligated Allotment	Unpaid Obligations															
												September					September					Due & Demandable	Not Yet Due & Demandable														
Monetization of Leave Credits	5 01 04 990 99	-	-	-	-	-	-	-	-	-	-	-	-	-	-	-	-	-	-	-	-	-	-	-	-	-	-	-	-	-	-	-	-	-			
Terminal Leave Benefits-Civilian	5 01 04 030 01	481,236.00	-	481,236.00	481,236.00	-	-	-	481,236.00	-	-	-	87,576.00	87,576.00	-	-	87,576.00	-	-	87,576.00	-	-	-	-	-	-	-	-	-	-	-	-	-	-	-		
<b>Subtotal, Personnel Services</b>		<b>5,354,402.00</b>	-	<b>5,354,402.00</b>	<b>5,354,402.00</b>	-	-	-	<b>5,354,402.00</b>	<b>401,307.00</b>	<b>147,244.00</b>	-	<b>87,576.00</b>	<b>723,703.00</b>	<b>401,307.00</b>	<b>322,396.00</b>	-	-	<b>723,703.00</b>	-	-	-	-	-	-	-	-	-	-	-	-	-	-	-	-		
<b>Maintenance &amp; Other Operating Expenses</b>	<b>5 02 00 000 00</b>																																				
GIP/TUPAD	5 02 03 010 00	-	-	-	-	-	-	-	-	-	-	-	-	-	-	-	-	-	-	-	-	-	-	-	-	-	-	-	-	-	-	-	-	-	-		
SPES	5 02 03 020 00	-	-	-	-	-	-	-	-	-	-	-	-	-	-	-	-	-	-	-	-	-	-	-	-	-	-	-	-	-	-	-	-	-	-		
WINAP	5 02 03 030 00	-	-	-	-	-	-	-	-	-	-	-	-	-	-	-	-	-	-	-	-	-	-	-	-	-	-	-	-	-	-	-	-	-	-	-	
AEP	5 02 03 050 00	-	-	-	-	-	-	-	-	-	-	-	-	-	-	-	-	-	-	-	-	-	-	-	-	-	-	-	-	-	-	-	-	-	-	-	
El-Nino	5 02 03 070 00	-	-	-	-	-	-	-	-	-	-	-	-	-	-	-	-	-	-	-	-	-	-	-	-	-	-	-	-	-	-	-	-	-	-	-	
Yolanda Rehabilitation Program	5 02 03 080 00	-	-	-	-	-	-	-	-	-	-	-	-	-	-	-	-	-	-	-	-	-	-	-	-	-	-	-	-	-	-	-	-	-	-	-	
Negros Island Region	5 02 03 090 00	-	-	-	-	-	-	-	-	-	-	-	-	-	-	-	-	-	-	-	-	-	-	-	-	-	-	-	-	-	-	-	-	-	-	-	
<b>Subtotal, MOOE</b>																																					
<b>Capital Outlays</b>	<b>5 06 00 000 00</b>																																				
Yolanda Rehabilitation Program	5 06 04 050 01	-	-	-	-	-	-	-	-	-	-	-	-	-	-	-	-	-	-	-	-	-	-	-	-	-	-	-	-	-	-	-	-	-	-	-	
Negros Island Region	5 06 04 050 02	-	-	-	-	-	-	-	-	-	-	-	-	-	-	-	-	-	-	-	-	-	-	-	-	-	-	-	-	-	-	-	-	-	-	-	
<b>Subtotal, Capital Outlays</b>																																					
<b>Automatic Appropriations</b>																																					
PS Deficiency (RLIP)	5 01 03 010 00	268,000.00	-	268,000.00	268,000.00	-	-	-	268,000.00	47,937.84	-	-	-	47,937.84	47,937.84	-	-	-	-	-	-	-	-	-	-	-	-	-	-	-	-	-	-	-	-	-	
<b>Total, Special Purpose Funds</b>		<b>5,622,402.00</b>	-	<b>5,622,402.00</b>	<b>5,622,402.00</b>	-	-	-	<b>5,622,402.00</b>	<b>449,244.84</b>	<b>147,244.00</b>	-	<b>87,576.00</b>	<b>771,640.84</b>	<b>449,244.84</b>	<b>322,396.00</b>	-	-	<b>771,640.84</b>	-	-	-	-	-	-	-	-	-	-	-	-	-	-	-	-	-	
PS		39,147,402.00	-	39,147,402.00	39,147,402.00	-	-	-	39,147,402.00	8,719,114.86	10,428,342.62	2,599,527.00	8,006,476.07	27,241,509.55	8,719,114.86	10,599,994.62	2,599,527.00	7,922,400.07	27,241,509.55	-	-	-	-	-	-	-	-	-	-	-	-	-	-	-	-	-	-
MOOE		148,214,000.00	171,245,509.87	319,459,509.87	148,214,000.00	-	-	171,245,509.87	319,459,509.87	86,239,969.32	29,971,926.42	11,326,391.06	20,263,818.08	136,475,713.82	86,239,969.32	36,073,319.86	12,014,335.55	20,708,823.43	143,022,112.61	-	-	-	-	-	-	-	-	-	-	-	-	-	-	-	-	-	
CO		210,000.00	1,826,000.00	2,036,000.00	210,000.00	-	-	1,826,000.00	2,036,000.00	-	-	-	25,090.00	25,090.00	-	-	-	25,090.00	-	-	-	-	-	-	-	-	-	-	-	-	-	-	-	-	-	-	
Sub-total		187,571,402.00	173,071,509.87	360,642,911.87	187,571,402.00	-	-	173,071,509.87	360,642,911.87	94,959,084.18	40,400,269.04	13,925,918.06	28,295,384.15	163,742,313.37	94,959,084.18	46,673,314.48	14,613,862.55	28,656,313.50	170,288,712.16	-	-	-	-	-	-	-	-	-	-	-	-	-	-	-	-	-	
RLIP		3,517,000.00	-	3,517,000.00	3,517,000.00	-	-	3,517,000.00	899,240.69	869,159.48	283,722.24	858,688.51	2,627,088.68	899,240.69	869,159.48	283,722.24	858,688.51	2,627,088.68	-	-	-	-	-	-	-	-	-	-	-	-	-	-	-	-	-	-	
<b>TOTAL FAR1A</b>		<b>191,088,402.00</b>	<b>173,071,509.87</b>	<b>364,159,911.87</b>	<b>191,088,402.00</b>	-	-	<b>173,071,509.87</b>	<b>364,159,911.87</b>	<b>95,858,324.87</b>	<b>41,269,428.52</b>	<b>14,209,640.30</b>	<b>29,154,072.66</b>	<b>166,369,402.05</b>	<b>95,858,324.87</b>	<b>47,542,473.96</b>	<b>14,897,584.79</b>	<b>29,515,002.01</b>	<b>172,915,800.84</b>	-	-	-	-	-	-	-	-	-	-	-	-	-	-	-	-	-	

Prepared/Certified Correct:   
GRACE Q. POQUIZ  
AO V/BUDGET OFFICER

Recommending Approval:   
PREXIE A. CARONAN  
IMSD CHIEF

Approved:   
ATTY. SIXTO T. RODRIGUEZ JR.  
OIC, REGIONAL DIRECTOR

Prepared/Certified Correct:   
SATURNINO A. MARTINEZ  
ACCOUNTANT III