

DEPARTMENT OF LABOR AND EMPLOYMENT
STATUS OF IMPLEMENTATION
 FY 2021

Annex C


Office: REGION 02							
OUTCOME/ PAP	Performance Indicators	Physical Report as of September 15, 2021			Financial Report as of September 15, 2021		
		Target	Actual	%	Target	Actual	%
OO1: Employability of workers and competitiveness of MSMEs enhanced	Placement rate of qualified jobseekers	80%	93.29%	93.29%			
	Placement rate of youth assisted under JobStart Philippines	60%	NT	NT			
	Percentage increase of SPES beneficiaries completed Tech-Voc or college	0-1%	NT	NT			
EMPLOYMENT FACILITATION PROGRAM							
Youth Employability							
SPES	Number of youth-beneficiaries assisted	3,791	3,708	97.81%	26,999,000.00	20,516,164.13	75.99%
GIP	Number of youth-beneficiaries assisted	Actual	7,404	100%			
Job Search Assistance							
Public Employment Service	Number of qualified jobseekers referred for placement	30,000	38,264	127.55%	595,000.00	363,955.50	61.17%
	Number of qualified jobseekers placed	24,000	36,277	151.15%			
Labor Market Information	No. of individuals reached	95,000	157,022	165.29%			
OO2: Protection of workers' rights and maintenance of industrial peace ensured	Compliance rate of establishments inspected (GLS)	70%	89.94%	89.94%			
	Compliance rate of establishments monitored (DOLE-DTI monitoring)	70%	94.39%	94.39%			
	Settlement rate (SEnA)	70%	63.64%	63.64%			
	Enforcement rates of decisions/orders on: certification election	70%	NT	NT			
	Enforcement rates of decisions/orders on: labor standards cases	50%	57.64%	57.64%			

OUTCOME/ PAP	Performance Indicators	Physical Report as of September 15, 2021			Financial Report as of September 15, 2021		
		Target	Actual	%	Target	Actual	%
EMPLOYMENT PRESERVATION AND REGULATION PROGRAM							
LLCS	Number of establishments covered	3,600	4,135	114.86%	2,475,000.00	2,100,085.89	84.85%
LLCS	RFA's disposed within 30 days(Disposition Rate)	100%	71.85%	71.85%			
SEnA	RFA's disposed within 30 days(Disposition Rate)	100%	97.75%	97.75%			
<i>Number of beneficiaries / workers served</i>							
<i>LEES: number of workers, employers and students reached by enhanced labor and employment education assistance/services</i>		7,319	8,413	114.95%			
<i>WODP: union members /officers trained</i>		100	125	125.00%	1,076,000.00	635,228.92	59.04%
<i>WODP: individuals provided with scholarship grants</i>		17	17	100%			
<i>individuals provided with scholarship grants (NEW)</i>		1	1	100%			
<i>individuals provided with scholarship grants (ONGOING)</i>		16	16	100%			
OO3: Social protection for vulnerable workers strengthened	Number of beneficiaries provided with livelihood assistance						
<i>DILEEP-Kabuhayan</i>							
		351	956	272.36%	97,327,257.73	93,815,166.75	96.39%
<i>Number of beneficiaries / workers served</i>							
<i>TUPAD(Current Regular and Current SPF)</i>		198,228	76,196	38.44%	572,037,260.23	471,568,792.04	82.44%
<i>FWP</i>		Actual	4,437	100%			
<i>SAP (Maternity)</i>		Actual	12	100%			
<i>SAP (Death)</i>		Actual	2	100%			
<i>CLPEP</i>							
<i>Profiled child laborers</i>		7,666	6,648	86.72%			
<i>Referred for services</i>		100%	81.92%	81.92%			
			(5446 referred/ 6648 profiled)				

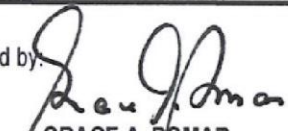
Prepared by:


WINNIE JOY C. TALAMAYAN
 Statistician II


Certified Correct:


ROCILYN B. JALLORINA
 Planning Officer III

Noted by:


GRACE A. POMAR
 OIC-Asst. Regional Director

Approved by:


JOEL M. GONZALES, CESE
 Regional Director