


DEPARTMENT OF LABOR AND EMPLOYMENT
STATUS OF IMPLEMENTATION
 FY 2021

Office: REGION 02


OUTCOME/ PAP	Performance Indicators	Physical Report as of March 2021			Financial Report as of March 2021		
		Target	Actual	%	Target	Actual	%
OO1: Employability of workers and competitiveness of MSMEs enhanced	Placement rate of qualified jobseekers	80%	91%	91%			
	Placement rate of youth assisted under JobStart Philippines	60%	No transaction	No transaction			
	Percentage increase of SPES beneficiaries completed Tech-Voc or college	0-1%	0%	0%			
EMPLOYMENT FACILITATION PROGRAM							
Youth Employability							
SPES	Number of youth-beneficiaries assisted	3,791	200	5%	26,999,000.00	248,385.74	1%
GIP	Number of youth-beneficiaries assisted	Actual	2,460	100%			
Job Search Assistance							
Public Employment Service	Number of qualified jobseekers referred for placement	30,000	17,403	58%	595,000.00	116,123.62	20%
	Number of qualified jobseekers placed	24,000	15,853	66%			
Labor Market Information	No. of individuals reached	95,000	42,160	44%			
OO2: Protection of workers' rights and maintenance of industrial peace ensured	Compliance rate of establishments inspected (GLS)	70%	43.46%	43.46%			
	Compliance rate of establishments monitored (DOLE-DTI monitoring)	70%	90.86%	90.86%			
	Settlement rate (SEnA)	70%	61%	61%			
	Enforcement rates of decisions/orders on: certification election	70%	No transaction	No transaction			
	Enforcement rates of decisions/orders on: labor standards cases	50%	4.96%	4.96%			

OUTCOME/ PAP	Performance Indicators	Physical Report as of March 2021			Financial Report as of March 2021		
		Target	Actual	%	Target	Actual	%
EMPLOYMENT PRESERVATION AND REGULATION PROGRAM							
LLCS	Number of establishments covered	3,600	549	15%	2,475,000.00	492,606.74	20%
LLCS	RFAs disposed within 30 days(Disposition Rate)	100%	15%	15%			
SEnA	RFAs disposed within 30 days(Disposition Rate)	100%	100%	100%			
<i>Number of beneficiaries / workers served</i>							
<i>LEES: number of workers, employers and students reached by enhanced labor and employment education assistance/services</i>		7,319	1,804	17%			
<i>WODP: union members /officers trained</i>		100	-	0%	1,076,000.00	82,500.00	8%
<i>WODP: individuals provided with scholarship grants</i>		17	16	94%			
<i>individuals provided with scholarship grants (NEW)</i>		1	-	0%			
<i>individuals provided with scholarship grants (ONGOING)</i>		16	16	100%			
OO3: Social protection for vulnerable workers strengthened	Number of beneficiaries provided with livelihood assistance						
<i>DILEEP-Kabuhayan</i>		351	478	136%	71,992,000.00	12,764,513.14	18%
<i>Number of beneficiaries / workers served</i>							
<i>TUPAD(Current Regular and Current SPF)</i>		198,228	18,208	9%	512,116,987.78	83,108,292.89	16.23%
<i>FWP</i>		Actual	-	0%			
<i>SAP (Maternity)</i>		Actual	3	100%			
<i>SAP (Death)</i>		Actual	1	100%			
<i>CLPEP</i>					2,703,248.00	177,374.43	7%
<i>Profiled child laborers</i>		7,666	-	0			
<i>Referred for services</i>		100%	-	-			

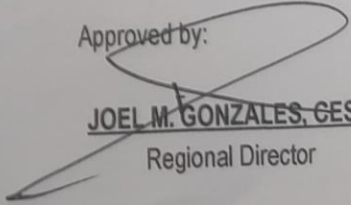
Prepared by:


WINNIE JOY C. TALAMAYAN
 Statistician II

Certified Correct:


ROCILYN B. JALLORINA
 Planning Officer

Approved by:


JOEL M. GONZALES-GESE
 Regional Director